



# INDIAN ACADEMY

## L.K.G SYLLABUS 2023

Month of  
July  
August  
&  
September

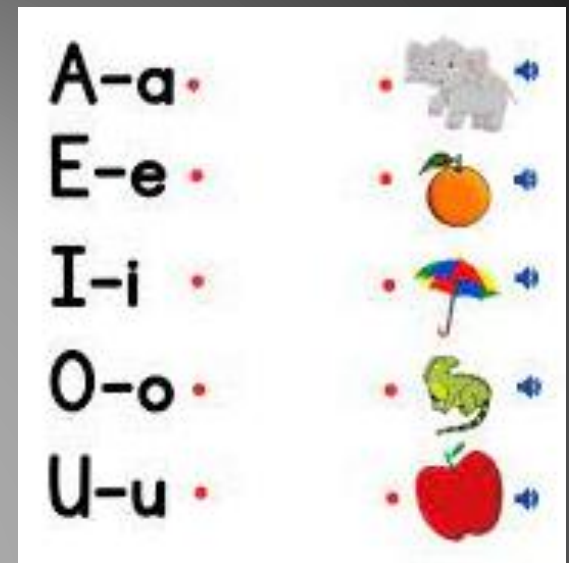
# English Written

'a' and 'e', sound words

Introduction to vowels

a, e, i, o, u

Two letter words like  
to, on, in, up



## Two letter words

am	by	if	no	to
an	do	in	of	us
as	go	is	or	up
at	he	it	on	we
be	hi	me	so	


Look at picture and  
write their name-

Cat


Bat

Pen

Den



# English Reader 16 to 37



# Writing book 17 to 34



# Dictation



# Introduction to compound Words



English Rhyme –

A tisket, A tasket,

I see the moon



God bless

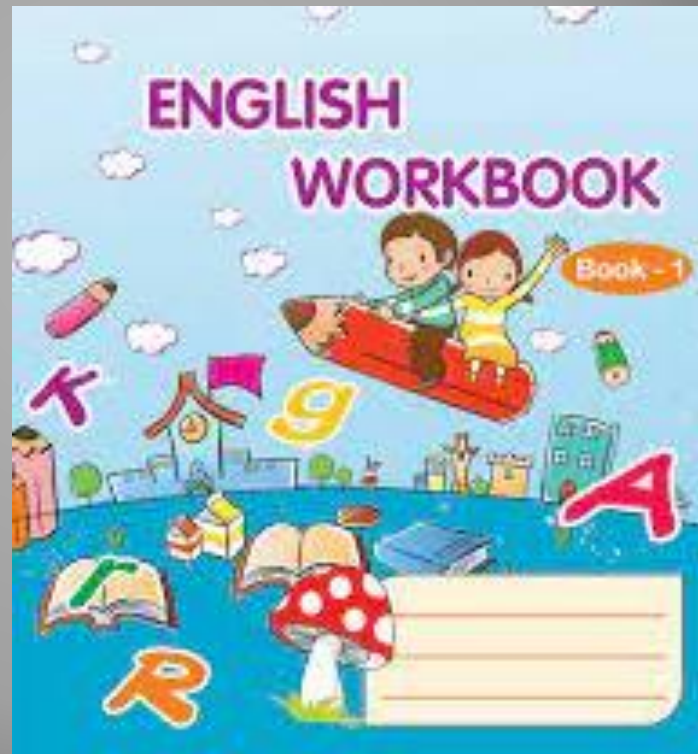


Hop a little  
Jump a little





# English Workbook Page no 5, 6, 7, 8



# Hindi Reader

12 से 17

जल	कल	चल	थल	हल
अब	जब	तब	कब	टब
तन	मन	बन	वन	धन
नट	तट	खट	रट	कट

# Hindi Written

दो अक्षर के शब्द

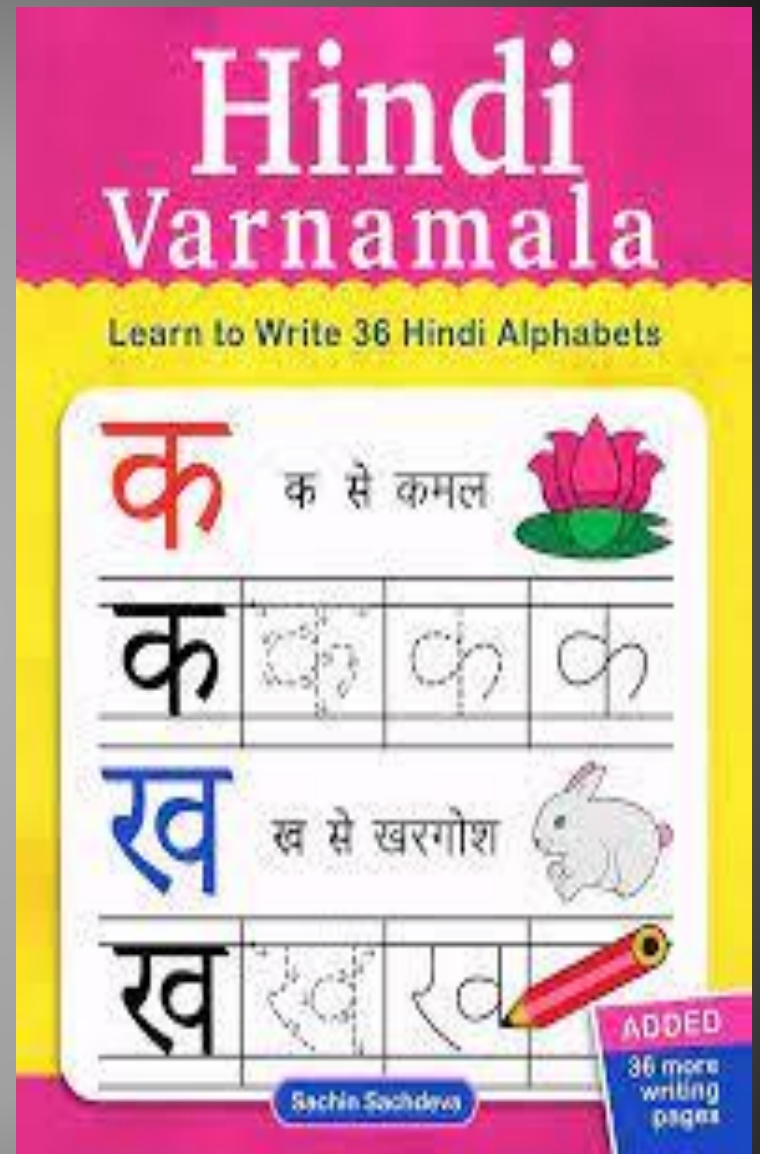
टब फल

अक्षर को चित्र से मिलाओ,  
चित्र देख कर अक्षर लिखो।



# Hindi Writing

11 to 20.



# Hindi Rhyme

गुलाब का फूल



प्यारी चिड़िया



# गाजर और टमाटर

हिंदी कविता:-

गाजर और टमाटर



बड़े मिले



# Maths Written

51 to 100

Counting

51	52	53	54	55	56	57	58	59	60
61	62	63	64	65	66	67	68	69	70
71	72	73	74	75	76	77	78	79	80
81	82	83	84	85	86	87	88	89	90
91	92	93	94	95	96	97	98	99	100

Dodging

Matching

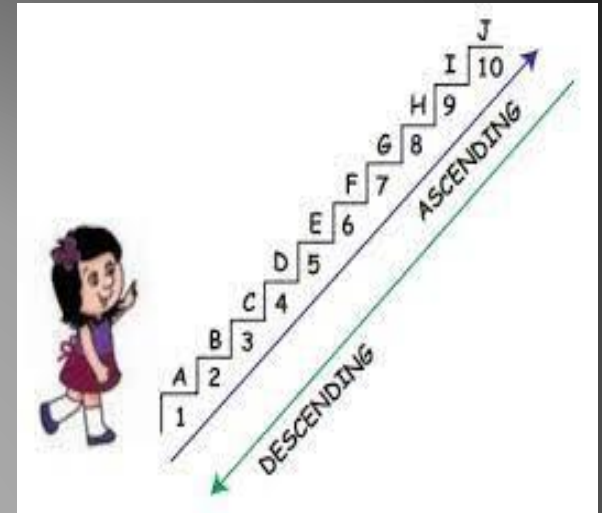


Circle the correct number

Number name

Ascending Order  
&  
Descending Order

Circle the  
largest number,



**70** 57 36 64

**Circle the  
Greatest Number**

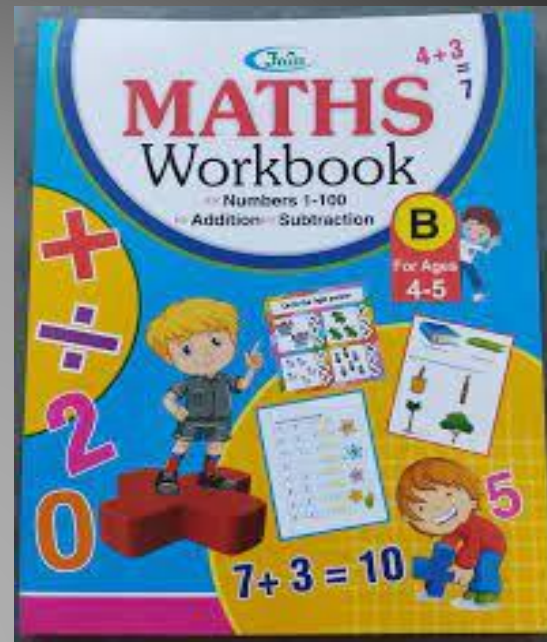
A cartoon teacher with brown hair, wearing a blue suit and holding a pointer, stands next to the text. The number 70 is circled in blue.



















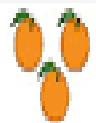
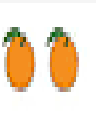











Maths workbook  
16 to 24

Maths Oral  
1 to 100

Back counting 50-1



# Paper Picture addition


The V	The V	The Very Hungry Caterpillar Addition	The Very Hungry Caterpillar Addition
Write the number in the circle. Then write the number sentence on the line below.	Write the number in the circle. Then write the number sentence on the line below.	Write the numbers in the circles. Then write the number sentence on the line below.	Write the numbers in the circles. Then write the number sentence on the line below.
		 +  = <input type="text"/>	 +  = <input type="text"/>
		 +  = <input type="text"/>	 +  = <input type="text"/>
		 +  = <input type="text"/>	 +  = <input type="text"/>
		 + <input type="text"/> = <input type="text"/>	 + <input type="text"/> = <input type="text"/>
		 +  = <input type="text"/>	
		 + <input type="text"/> = <input type="text"/>	

# Dictation




# E.V.S. Written

Match the fruits  
with their colours





Match the vegetable  
with their colours




# Identify the colours


Red




Pink



Blue



Yellow



Black.

# Physical Development & Motor Skill

Exercise



Yoga



Dance



Jump Rope

# Music and Movement

## Little Bitty



# Indian Music



Binti Sun lo He Bhagwan.

# Craft Activities



# Popstick Baby Chicks



Dear parents

Thank you so much